



Om Sakthi
Melmaruvathur Adhiparasakthi Institute of Medical Sciences & Research
Department Of Anatomy

1st MBBS 2016-2017 batch - Teaching schedule - December 2016


Date & Day	8.30 - 9.30	9.30 - 10.30	10.30 - 11.30	11.30 - 12.30	12.30 - 1.30	1.30 - 2.30	2.30 - 3.30	3.30 - 4.30
01.12.2016 Thu	Introduction to Lower limb – Facia lata, Femoral triangle & Femoral nerve (Dr. M. Vijayalakshmi)		Dissection – Front of thigh, Hip bone & Femur Osteology (Dr.D.Suguna, Dr. M. Vijayalakshmi, Dr. S. Karthick, Mr.C. Satheeshkumar, Mrs. A. Rajalakshmi, Dr. S. Surraj, Dr. G. Karthikeyan)					
02.12.2016 Fri			Dissection – Front of thigh, Hip bone & Femur Osteology (Dr.D.Suguna, Dr. M. Vijayalakshmi, Dr. S. Karthick, Mr.C. Satheeshkumar, Mrs. A. Rajalakshmi, Dr. S. Surraj, Dr. G. Karthikeyan)			Cutaneous innervation – thigh, Front of thigh muscles (Mr.C. Satheeshkumar)	Adductor canal, Femoral artery & Profunda femoral artery (Mrs. A. Rajalakshmi)	
05.12.2016 Mon	Medial compartment of thigh, Obturator artery & nerve (Dr. S. Karthick)		Dissection – Front of thigh, Hip bone & Femur Osteology (Dr.D.Suguna, Dr. M. Vijayalakshmi, Dr. S. Karthick, Mr.C. Satheeshkumar, Mrs. A. Rajalakshmi, Dr. S. Surraj, Dr. G. Karthikeyan)	L U N C H				
06.12.2016 Tue			Histology – Theory (Dr. M. Vijayalakshmi) / Demo					
07.12.2016 Wed		Embryology (Dr.D.Suguna)	Dissection – Medial compartment of thigh / Histology Demo (Dr.D.Suguna, Dr. M. Vijayalakshmi, Dr. S. Karthick, Mr.C. Satheeshkumar, Mrs. A. Rajalakshmi, Dr. S. Surraj, Dr. G. Karthikeyan)					
08.12.2016 Thu	Gluteus maximus & Structures under cover it (Mr.C. Satheeshkumar)		Dissection – Gluteal region (Dr.D.Suguna, Dr. M. Vijayalakshmi, Dr. S. Karthick, Mr.C. Satheeshkumar, Mrs. A. Rajalakshmi, Dr. S. Surraj, Dr. G. Karthikeyan)					


 30/11/16
Professor & Head
 Dept. of Anatomy
 MELMARUVATHUR ADHIPARASAKTHI
 INSTITUTE OF MEDICAL SCIENCES AND RESEARCH
 MELMARUVATHUR-603319

09.12.2016 Fri			Dissection – Gluteal region (Dr.D.Suguna, Dr. M. Vijayalakshmi, Dr. S. Karthick, Mr.C. Satheeshkumar, Mrs. A. Rajalakshmi, Dr. S. Surraj, Dr. G. Karthikeyan)		Posterior compartment of thigh, Sciatic nerve (Dr. S. Surraj)	Popliteal fossa, Anastomosis around knee joint (Mr.C. Satheeshkumar)
12.12.2016 Mon	Hip joint (Dr. S. Karthick)		Dissection – Back of thigh & Hip joint (Dr.D.Suguna, Dr. M. Vijayalakshmi, Dr. S. Karthick, Mr.C. Satheeshkumar, Mrs. A. Rajalakshmi, Dr. S. Surraj, Dr. G. Karthikeyan)			
13.12.2016 Tue			Histology – Theory (Dr. M. Vijayalakshmi) / Demo			
14.12.2016 Wed		Embryology (Dr.D.Suguna)	Dissection – Back of thigh & Hip joint / Histology Demo (Dr.D.Suguna, Dr. M. Vijayalakshmi, Dr. S. Karthick, Mr.C. Satheeshkumar; Mrs. A. Rajalakshmi, Dr. S. Surraj, Dr. G. Karthikeyan)			
15.12.2016 Thu	Anterior compartment of leg – Muscles, Vessels & Nerves & Extensor retinacula (Mrs. A. Rajalakshmi)		Dissection – Anterior compartment of leg, Patella, Tibia & Fibula – Osteology (Dr.D.Suguna, Dr. M. Vijayalakshmi, Dr. S. Karthick, Mr.C. Satheeshkumar, Mrs. A. Rajalakshmi, Dr. S. Surraj, Dr. G. Karthikeyan)	L U N C H		
16.12.2016 Fri		Dissection – Anterior compartment of leg, Patella, Tibia & Fibula – Osteology (Dr.D.Suguna, Dr. M. Vijayalakshmi, Dr. S. Karthick, Mr.C. Satheeshkumar, Mrs. A. Rajalakshmi, Dr. S. Surraj, Dr. G. Karthikeyan)	Posterior compartment of leg – Subdivisions (Muscles, Vessels & Nerves), Flexor retinaculum (Mrs. A. Rajalakshmi)		Lateral compartment leg – Muscles, Vessels & Nerves, Peroneal retinacula (Dr. S. Surraj)	
17.12.2016 Sat					Test	
19.12.2016 Mon	Knee joint (Dr. S. Karthick)		Dissection – Lateral compartment of leg (Dr.D.Suguna, Dr. M. Vijayalakshmi, Dr. S. Karthick, Mr.C. Satheeshkumar, Mrs. A. Rajalakshmi, Dr. S. Surraj, Dr. G. Karthikeyan)			


 Professor & Head
 Dept. of Anatomy
 MELMARUNATHUR 606 004, PARAKHAI
 INSITUTE OF MEDICAL SCIENCES
 CHENNAI

20.12.2016 Tue			Histology – Theory (Dr. M. Vijayalakshmi) / Demo			
21.12.2016 Wed		Embryology (Dr.D.Suguna)	Dissection – Posterior compartment of leg / Histology Demo (Dr.D.Suguna, Dr. M. Vijayalakshmi, Dr. S. Karthick, Mr.C. Satheeshkumar, Mrs. A. Rajalakshmi, Dr. S. Surraj, Dr. G. Karthikeyan)			
22.12.2016 Thu	Dorsum of foot – Muscles, Tendons, Vessels, Nerves & Dorsal venous arch (Mrs. A. Rajalakshmi)		Dissection – Posterior compartment of leg & Calcaneum & Cuboid (Dr.D.Suguna, Dr. M. Vijayalakshmi, Dr. S. Karthick, Mr.C. Satheeshkumar, Mrs. A. Rajalakshmi, Dr. S. Surraj, Dr. G. Karthikeyan)			
23.12.2016 Fri			Dissection – Dorsum of foot (Dr.D.Suguna, Dr. M. Vijayalakshmi, Dr. S. Karthick, Mr.C. Satheeshkumar, Mrs. A. Rajalakshmi, Dr. S. Surraj, Dr. G. Karthikeyan)	Sole 1 st & 2 nd layers (Mr.C. Satheeshkumar)	Sole 3 rd & 4 th layers (Mrs. A. Rajalakshmi)	
26.12.2016 Mon	Venous drainage of lower limb, great saphenous & Short saphenous veins in detail (Dr. S. Surraj)		Dissection – Sole & Talus, Navicular & Cuneiforms (Dr.D.Suguna, Dr. M. Vijayalakshmi, Dr. S. Karthick, Mr.C. Satheeshkumar, Mrs. A. Rajalakshmi, Dr. S. Surraj, Dr. G. Karthikeyan)	L U N C H		
27.12.2016 Tue		Histology – Theory (Dr. M. Vijayalakshmi) / Demo				
28.12.2016 Wed		Embryology (Dr.D.Suguna)	Dissection – Sole / Histology Demo (Dr.D.Suguna, Dr. M. Vijayalakshmi, Dr. S. Karthick, Mr.C. Satheeshkumar, Mrs. A. Rajalakshmi, Dr. S. Surraj, Dr. G. Karthikeyan)			
29.12.2016 Thu	Arches of foot (Dr. S. Karthick)		Dissection – Sole (Dr.D.Suguna, Dr. M. Vijayalakshmi, Dr. S. Karthick, Mr.C. Satheeshkumar, Mrs. A. Rajalakshmi, Dr. S. Surraj, Dr. G. Karthikeyan)			
30.12.2016 Fri			Dissection – Ankle & Subtalar joint (Dr.D.Suguna, Dr. M. Vijayalakshmi, Dr. S. Karthick, Mr.C. Satheeshkumar, Mrs. A. Rajalakshmi, Dr. S. Surraj, Dr. G. Karthikeyan)		Ankle joint & Subtalar joint (Dr. S. Surraj)	Tibio fibular joint (Mr.C. Satheeshkumar)


 20/12/16.
Professor & Head
Dept. of Anatomy
MELMARUVATHUR ADHIPARASAKTHI
INSTITUTE OF MEDICAL SCIENCES AND RESEARCH
MELMARUVATHUR-603319